



Osprey Approach: Create Compulsory Fields in Client & Matter Extensions

This help guide was last updated on
Jul 30th, 2024

The latest version is always online at
<https://support.ospreyapproach.com/?p=350>

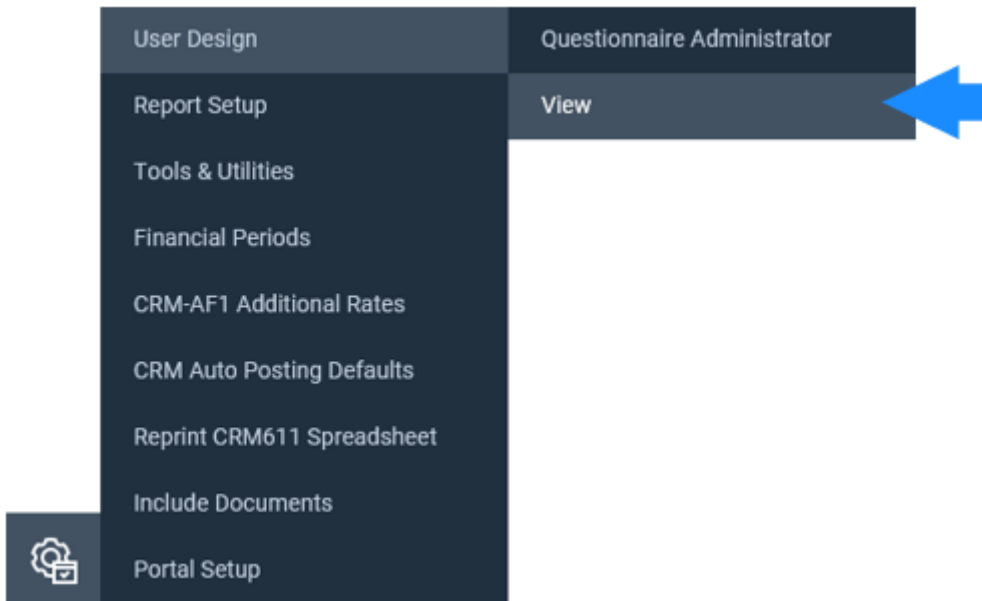
[Click here for a printer-friendly version](#)



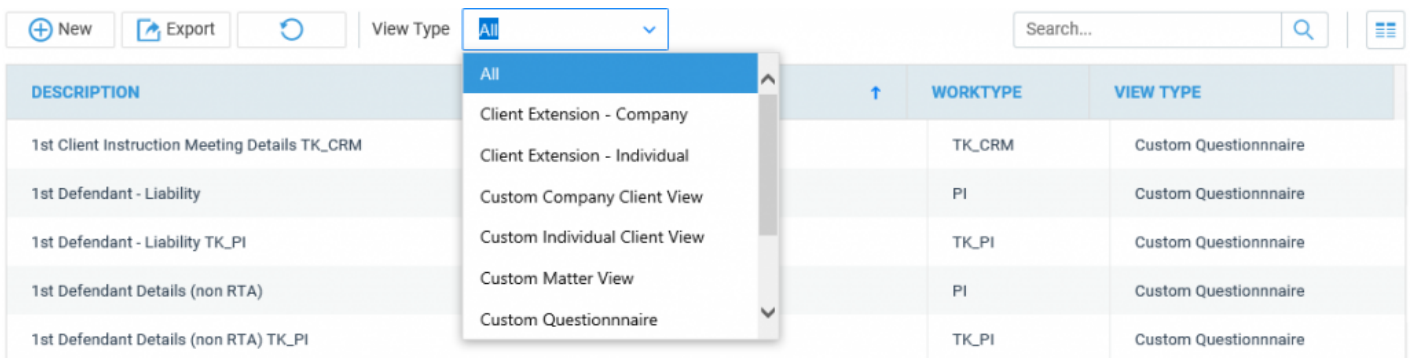
This guide will take you through creating compulsory fields in your client and matter extensions

Osprey will allow you to set up compulsory fields on client and matter extensions which are designed to ensure that a particular dossier field has been filled in before allowing the user to progress to the next screen. This can be useful for ensuring that all critical data relating to a client or matter has been captured.

First we will set up a compulsory field. Navigate to the Supervisor area, select the User Design option and then click on View.



Change the view type drop down to either Client Extension (Individual or company) or Matter extension, whichever is appropriate.



Right click on the extension you wish to create compulsory fields on and select the option to Link.

Tick the compulsory tick box next to the field(s) you wish to be compulsory.

PAGE	FIELD	DESCRIPTION	LINK/UNLINK	COMPULSORY
ANCCLIDETS	BIRTHPLACE	Place of Birth	<input checked="" type="checkbox"/>	<input checked="" type="checkbox"/>
ANCCLIDETS	BIRTHSURNA	Surname at Birth	<input checked="" type="checkbox"/>	<input checked="" type="checkbox"/>
ANCCLIDETS	CLINAME	Client Full Name	<input checked="" type="checkbox"/>	<input type="checkbox"/>
ANCCLIDETS	CONFLICTCK	Conflict Check?	<input type="checkbox"/>	<input type="checkbox"/>



Click Save Link Status to keep your changes.

If you now try to add a client or matter which has an extension with compulsory fields, and you do not fill these fields in, you will be unable to save and will be prompted to complete these fields, as shown in the screenshot below.



MATTER EXTENSION (AL) ▼

Please check the following:

- 'Annual Leave Start Date' field is required
- 'Annual Leave End Date' field is required

Annual Leave Start Date:

Annual Leave End Date:

Once all compulsory fields have been completed you will be able to save the new client or matter.

Please note that dossier List fields cannot be made compulsory due to the way they function. A list field will always default to the first entry on the list unless a default value is set, therefore it is seen as being filled.