



Osprey Approach: DocuSign

This help guide was last updated on
Apr 24th, 2024

The latest version is always online at
<https://support.ospreyapproach.com/?p=55478>



This guide will go through our DocuSign integration

DocuSign

Combine DocuSign, one of the leading digital signature software companies, with Osprey to make obtaining signatures quicker and easier..





Integrated directly into Osprey, you can request digital signatures in seconds. When using electronic signatures, 82% of agreements are completed in less than a day. 49% are completed in less than 15 minutes.

Saves on costs and time

By digitising your firm's processes, you can strive for a paperless office. The DocuSign eSignature tool saves an average of £30 per agreement. It reduces printing and posting costs, as well as improving staff productivity.

After selecting one or more documents, signatures can be requested from the client. They can also be requested from any additional clients or associates linked to the matter.

[+ Add Note](#) [Request Signature \(DocuSign\)](#)

TYPE	CLIENT NO	CLIENT SURNAME
	H00034	Harris
	h00034	Harris
	H00034	Harris
	h00034	Harris

Improved security

To improve security and convenience for clients, you can request e-signatures via Osprey's secure Web Portal.

Clients and associates, such as estate agents, can log into the portal, either on a browser or your firm's mobile app. In here they can see all signed and pending DocuSign requests.

Status tracking

Easily keep track of your signature requests within the Matter History. Whenever the document is opened and signed, with the signed document converted to PDF and returned directly in Osprey.

ACTION	STATUS	SIGNER ID	REF NUMBER(S)	NAME	EMAIL	DETAILS	
	Completed	100003	64673	Andy Robertson	daniel@pracctice.net	CCL Conveyancing - Sale.docx	