

Osprey Approach: Submit a Searchflow Search (Browser)

This help guide was last updated on
Dec 27th, 2023

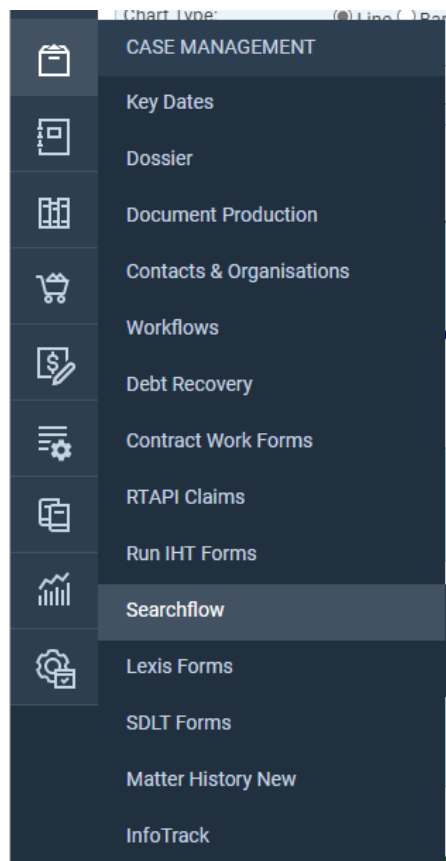
The latest version is always online at
<https://support.ospreyapproach.com/?p=53151>



Osprey integrates with Searchflow, you are able to select products and obtain a quote before submitting the search.

Accessing the Searchflow Page

Expand Case Management, and select Searchflow.



Performing a Searchflow search


Click New Search.

Complete the property details, either the Title Number or Address, and enter the Alternative Contact Information.

SEARCH BY 

☒ Title Number ☐ Address

Title Number:

Site type: 

Number of parcels:

Alternative Contact

Alternative Contact Name:


Alternative Contact Email:


Alternative Contact Telephone:



Selected products to Search:

Further down the screen, click Add to Add the desired searches from My Bundles, My Favourite Products, or All Available Products.

Selected products to Search:

NAME	REMOVE
Bundle 1	

MY BUNDLES 

BUNDLE ID	BUNDLE NAME	PRODUCT LIST	ADD
1	Bundle 1	Chancel Repairs Full Search (40),Gas Utility Search(46),Limestone Search(47)	<div><div>Add</div></div>
4557	Residential purchase bundle	Limestone Search(47),Drainage and Water Search (Con29DW)(85),Personal Local Authority Search - Residential(96),Liquidation Search (DFS)(1403)	<div></div>

Once you have selected your products, click Get Quote