



# Osprey Approach: Write off Bad Debts

This help guide was last updated on  
May 13th, 2024

The latest version is always online at  
<https://support.ospreyapproach.com/?p=2733>



# This guide will show you how to write off any bad debts

---

If you sell an item or provide a service to a customer but the customer never pays you, you can reclaim the VAT you charged and paid to HMRC. HMRC calls this 'bad debt relief'.

If you sell variable goods or services to a customer, you will normally have paid the VAT element - the output tax - to HMRC. If the customer doesn't pay you, you can claim bad debt relief and get back the VAT that you paid.

You can reclaim VAT that you paid to HMRC and which you have not received from the customer. The conditions are that:

- this debt is more than six months old, and less than three years six months old
- you have written off the debt in your VAT accounts and transferred it to a separate bad debt account
- debt has not been sold or handed to a factoring company
- you did not charge more than the normal selling price for the items


If you are entitled to claim bad debt relief, you add the amount of VAT you are reclaiming to the amount of VAT you are reclaiming on your purchases (input tax) and put the total figure in Box 4 of your VAT return.



To work out how much bad debt relief you can claim on a VAT inclusive balance, you need to apply the VAT fraction to the unpaid amount. For standard-rated supplies this is 7/47.

As the client's ledgers only record outputs for VAT purposes, it is necessary to move the VAT element to a Balance Sheet nominal account.

If a nominal does not already exist for this purpose, you will need to open one. The Nominal will be a balance sheet Expenditure and should not be excluded from VAT.

- Nominal Type - Balance Sheet
- VAT Type - Expenditure
- Exclude from VAT - No

Nominal Ledgers > Nominals > Nominal Header > ... > Add Nominal 

 Save  Cancel

Account Type:

Account Code:

Account Description:

**CURRENCY DETAILS**

Country:   Set as country default

Currency:   Set as currency default

**NOMINAL DETAILS**

Nominal Type:

**OTHER DETAILS**

In use:

# Write off the costs balance from the client ledger

From the client's ledger card select the posting type write off debit and post. Here we write off the **costs** element only. It is useful to put the customer's account number as part of the posting text for ease of reference. Ensure you select the correct radio button depending on the debt being office or disbursements.

Refresh

WRITE OFF DEBIT - POSTING DETAILS

Posting Date: 18/10/2021

Currency: GBP

Detail: Write off bill 45 - S00002/1

Amount: 274.49  Office  Disbs

Reference: WO

Next

Show ledger expenses codes

REF	VAT	OFFICE	DISBS
45	54.90	274.49	0.00
		329.39	0.00
		329.39	0.00

Click Next, then ensure you allocate the write off posting against the bill or entry you are writing off.

ALLOCATE CREDIT

Received: 274.49

Allocated: 274.49

Allocation: Auto Allocate  Go

DATE	DETAIL	REF	AMOUNT	PAID	ALLOC'D	ALLOC AMOUNT
30/11/2020	Bill	45	329.39	274.49	<input checked="" type="checkbox"/>	Optional

Back | Post

Click Post. The costs are now written off.

Sheet number 1 of 1 (2 postings.)

DATE	DETAILS	REF	VAT	OFFICE	DISBS
30/11/2020	Bill	45	54.90	274.49	0.00
18/10/2021	Write off bill 45 - S00002/1	WO	0.00	274.49	0.00
<b>TOTALS:</b>				54.90	0.00

## Transfer the amount of VAT from the client ledger to your Bad Debt nominal

Next, select the posting type 'n - Transfer to nominal', and select 'Post'. Complete the date and posting details and amount to write off the VAT element. Change the radio button to Office, not Disbs.

Enter the Nominal account, remembering to add the /1 for the SAC.

Sheet number 1

1

30/11/2020 Bill

18/10/2021 Write off

TOI

Pro

1

Sheet number 1 c

CREDIT STATUS

PENDING REQ

### TRANSFER TO NOMINAL - POSTING DETAILS

Nominal: NL9990/1: VAT on Bad Debts

Posting Date: 18/10/2021

Detail: Transfer VAT bill 45 - S00002/1

Amount: 54.90  Office  Disbs

Reference: TFR

◀ Back | Next ▶

REF	VAT	OFFICE
45	54.90	274.49
WO	0.00	274.49
		54.90

Click Next. Ensure you allocate this posting against the entry being written off also, this should bring the transaction to fully allocated.

### ALLOCATE CREDIT

Received: 54.90

Allocated: 54.90

Remaining: 0.00

Allocation:   Go

DATE	DETAIL	REF	AMOUNT	PAID	ALLOC'D	ALLOC AMOUNT
30/11/2020	Bill	45	329.39	329.39	✓	<input type="text" value="Optional"/>

◀ Back | Next ▶

The transactions on the customer's ledger card are now complete.

DATE	DETAILS	REF	VAT	OFFICE	DISBS
30/11/2020	Bill	45	54.90	274.49	0.00
18/10/2021	Transfer VAT bill 45 S00002/1	TFR	0.00	54.90	0.00
18/10/2021	Write off bill 45 - S00002/1	WO	0.00	274.49	0.00
<b>TOTALS:</b>				0.00	0.00
Projected Balances:				0.00	0.00

# Post the VAT adjustment on the nominal ledger

The last posting (to zero the nominal) is the one which will adjust your VAT input figures, since the transfer to nominal posting beforehand is simply an office amount. Enter the VAT amount to write off in the VAT box, and 0 in the bank/cash amount box.

Nominal Type: BSE  
Currency: GBP

NOMINAL LEDGER  
Refresh Print Post

Page 1 of 1 (1 postings.)

1

DATE DETAILS

18/10/2021 Transfer VAT bill 45 - S00002/1

1

Nominal Posting : NL9990 - VAT on Bad Debts

Post

Posting Type: Payment

Posting Date: 18/10/2021

Currency: Pound Sterling

Detail: Write of VAT on bill 45 - S00002/1 - unpaid

Bank: Office Bank 1 - Royal Bank of Scotland

Bank/Cash Amount: 0

VAT Amount: 54.90 Enter total in Amount and Vat in VAT Amount

Cheque required?

Reference: WOVAT

Balance: 54.90

Go To Page: 1

VAT	NET VALUE
0.00	54.90

Click Post.

A **VAT Inconsistent** warning will be displayed at the bottom of the page. If the VAT is correct, select the tick box.

Nominal Posting : NL9990 - VAT on Bad Debts



Posting Type:

Posting Date:

Currency:

Detail:

Bank:

Bank/Cash Amount :

VAT Amount:  Enter total in Amount and Vat in VAT Amount

Cheque required?

Reference:

VAT INCONSISTENT

VAT Correct?

The transaction will clear the balance on your nominal and appear in your VAT return.

Page 1 of 1 (2 postings.)

Balance:

Go To Page:

DATE	DETAILS	REF	TYPE	FROM	VAT	NET VALUE
18/10/2021	Transfer VAT bill 45 - S00002/1	TFR	DISBNOM	S00002	0.00	54.90
18/10/2021	Write of VAT on bill 45 - S00002/1 - unpaid	WOVAT	OFFICE		54.90	54.90